

# FYPON®

## Louvers / Gable Vents



- ~ Available in functional (venting) & decorative styles
- ~ 45 ° angle slats protect interiors from precipitation
- ~ Fiberglass screen keeps insects out while allowing maximum airflow
- ~ A variety of shapes and sizes complement most architectural styles
- ~ Quick and easy to install





- 1 FRLV24TK  
*Functional Round Louver*
- 2 MLD215-8  
*4M Moulding Profile*
- 3 85012  
*3/4" PVC Board*
- 4 85063  
*PVC Bead Board*
- 5 FSPR103X17  
*Fishscale Panel*
- 6 FTRLV60X30  
*Functional Triangle Louver*

## A Breath of Fresh Air

### Louvers / Gable Vents

Designed to be both beautiful and functional, Louvers have been a useful design accent for centuries. Fypon offers two basic Louver types: functional (venting) and decorative (non-venting), in a multitude of shapes to fit most architectural styles. Decorative Louvers have a solid, one-piece design that does not allow air to pass through. These types of Louvers are for aesthetic purposes only. Designed to provide optimum ventilation, functional Louvers feature slats with a steep 45° angle to help protect interiors from precipitation. In addition, the inside of the functional Louver has a non-corrosive screen that helps keep insects out, while allowing airflow between the slats. In addition, accessory pieces such as Flat Trim and Keystones are available for most Louver styles. **For installation instructions, refer to the back of this product catalog or visit the Product Support section at [www.fypon.com](http://www.fypon.com).**



**FYPON**  
It's How You Finish.™

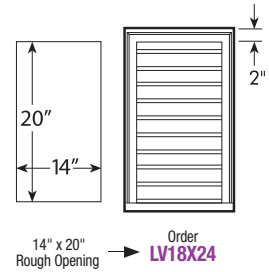
## How to Order

### Louvers

The first step when ordering a Louver is to find the proper size for your specific application by measuring the width and height. You can then find the Louver you need to order by locating your style with corresponding measurements on the following pages.

### Functional Louvers

If you are ordering a functional Louver, you should order a Louver that is approximately 2" larger than your rough opening around the entire perimeter of the Louver. This will allow you to attach the Louver to the substrate through the Brick Mould edge.



### Understanding Part Numbers

Our **stock** products are coded alphanumerically, starting with letters that signify the product type followed by numbers designating the nominal size. Additional letters at the end designate style attributes. Note the examples below.

**F HRLV 32 X 16**

Functional    Half Round Louver    Louver Width    Louver Height

An F at the beginning of the part number designates a Functional Louver.

**HRLV 32 X 4 F**

Half Round Louver    Trim Opening    Trim Width    Flat Trim Profile

Accessory trim for Louvers follow similar characteristics as Louvers because the same letter abbreviations are used. However, the numeric portion of the part number is changed to reflect the nominal width of the trim.

Vertical Louver Brick Mould Style with No Sill				
Fabrication Code <b>LVRT</b>				
Decorative Part Number	Width	Height	Functional Part Number	Vent Area
LVNS18X24	18"	24"	FLVNS18X24	21 Sq. ft.
				Keystone Page 101 KWM180M

### Fabricated Products

Some products in this section have fabricated options, which are indicated with a **Fabrication Code** icon. This means that the standard part can be altered for additional sizes or accessories. Fabricated products created by altering stock products ship from our facility within five (5) days.

Fabrication Code  
**LVRD**

Some of the fabrication options are shown to the right, but not all options are available for every style of louver. The most common accessories are listed next to the standard product in the product chart. For a complete listing of fabrication options for each product, visit the Product Support section at [www.fypon.com](http://www.fypon.com).

The Fabrication Code shown in the product chart will appear as the product number on all paperwork you receive from us, followed by an Options section which lists your specific selections. The unique combination of your selections is represented by the ID Number.

To reorder a fabricated part, you will either need to submit the information from the Options section of your order, or provide the Fabrication Code and ID Number.

### Custom Products

If a truly unique louver design is required, Fypon can create it for you. Please fill out our Custom Quote Request form, which can be obtained by visiting the Products section of our website or by contacting Customer Service. Your request will then be quoted by our Custom Product Sales Department.

### Sample Chart

The accessory matches for each part are listed in the outlined inset to the far right of each chart. Some accessories are available pre-attached as explained in the Fabricated Products section below.

### Fabricated Order Example

Select the stock product you want to alter and make sure it is a size large enough to cover your desired dimensions. Then provide the information outlined in the following example to the Customer Service Representative.

- A) Fabrication Code: LVRD
- B) Stock Part #: FCLV22X31
- C) Width (inches): 9 1/2"
- D) Height (inches): 9 3/4"
- E) Keystone: KWM180M
- G) Louver Trim: CLV22X31X4FA
- J) Other: \_\_\_\_\_




## Brick Mould Louvers & Trim

Decorative & Functional

### Cathedral Louver

*Brick Mould Style*



**Fabrication Code**  
**LVRD**


**Keystone**  
Page 101

**KWM180M**

Decorative Part Number	Width	Height	Functional Part Number	Vent Area	Louver Trim <i>This Page</i>
CLV12X24	12"	24"	FCLV12X24	10 Sq. In.	—
CLV14X22	14"	22"	FCLV14X22	14 Sq. In.	—
CLV16X36	16"	36"	FCLV16X36	21 Sq. In.	—
CLV18X30	18"	30"	FCLV18X30	36 Sq. In.	CLV18X30X4F
CLV18X54	18"	54"	FCLV18X54	50 Sq. In.	CLV18X54X4F
CLV22X31	22"	31 1/2"	FCLV22X31	41 Sq. In.	CLV22X31X4F CLV22X31X6F CLV22X31X4FA
CLV24X48	24"	48"	FCLV24X48	73 Sq. In.	CLV24X48X4F CLV24X48X4FA
CLV28X43	28"	43"	FCLV28X43	76 Sq. In.	CLV28X43X6F
CLV36X48	36"	48"	FCLV36X48	102 Sq. In.	—

### Cathedral Louver Trim

*4F Art Deco Style*




**Fabrication Code**  
**LVRD**

Part Number	Inside Width	Inside Height	Trim Width	Projection	Keystone Projection
CLV22X31X4FA	22 3/16"	31 11/16"	3 1/2"	1"	2 1/4"

### Diamond Louver

*Brick Mould Style*



Decorative Part Number	Width / Height	Diagonal	Functional Part Number	Vent Area
DLV24X24	33 15/16"	24"	FDLV24X24	32 Sq. In.

### Cathedral Louver Trim

*4F & 6F Flat Trim*



**Fabrication Code**  
**LVRD**


**Keystone**  
Page 31

**K4TF**  
**KP4TF**

Part Number	Inside Width	Inside Height	Trim Width	Projection
CLV18X30X4F	18 3/16"	30 3/16"	3 1/2"	1"
CLV18X54X4F	18 1/8"	54 1/8"	3 1/2"	1"
CLV22X31X4F	22 3/16"	31 11/16"	3 1/2"	1"
CLV22X31X6F	22 3/16"	31 11/16"	5 1/2"	1"
CLV28X43X6F	28 3/16"	43 3/16"	5 1/2"	1"

### Eyebrow Louver

*Brick Mould Style*



**Keystone**  
Page 101

**KWM180M**

Decorative Part Number	Width	Overall Height	Shoulder Height	Radius	Functional Part Number	Vent Area
EBLV12X24	12"	24"	22"	10"	FEBLV12X24	13 Sq. In.
EBLV18X30	18"	30"	27 1/2"	16"	FEBLV18X30	30 Sq. In.
EBLV22X32	22"	32"	28 1/2"	20"	FEBLV22X32	38 Sq. In.

## Brick Mould Louvers & Trim

### Decorative & Functional

### Half Round Louver

*Brick Mould Style*

Fabrication Code  
**LVRD**



Keystone  
Page 101


KWM180M

Decorative Part Number	Width	Height	Functional Part Number	Vent Area	Louver Trim
HRLV22X11	22"	11"	FHRLV22X11	7 Sq. In.	—
HRLV24X12	24"	12"	FHRLV24X12	9 Sq. In.	—
HRLV28X14	28"	14"	FHRLV28X14	13 Sq. In.	—
HRLV32X16	32"	16"	FHRLV32X16	21 Sq. In.	—
HRLV36X18	36"	18"	FHRLV36X18	28 Sq. In.	HRLV36X4F
HRLV40X20	40"	20"	FHRLV40X20	36 Sq. In.	—
HRLV42X21	42"	21"	FHRLV42X21	40 Sq. In.	—
HRLV48X24	48"	24"	FHRLV48X24	55 Sq. In.	—
HRLV60X30	60"	30"	FHRLV60X30	85 Sq. In.	—
HRLV72X36	72"	36"	FHRLV72X36	122 Sq. In.	—

### Half Round Louver

*with Flat Trim Attached*

Fabrication Code  
**LVRD**



Keystone  
Page 31


K4TF  
KP4TF

Decorative Part Number	Overall Width	Overall Height	Trim Width	Trim Projection	Functional Part Number	Vent Area
HRLV32X16-4F	39"	23"	3 1/2"	1"	FHRLV32X16-4F	21 Sq. In.
HRLV36X18-4F	43"	25"	3 1/2"	1"	FHRLV36X18-4F	29 Sq. In.
HRLV36X18-6F	43"	25"	5 1/2"	1"	FHRLV36X18-6F	29 Sq. In.
HRLV40X20-6F	51"	31"	5 1/2"	1"	FHRLV40X20-6F	36 Sq. In.

### Half Round Louver Trim

*4F Flat Trim*

Fabrication Code  
**LVRD**



Keystone  
Page 31


K4TF  
KP4TF

Part Number	Inside Width	Inside Height	Trim Width	Projection
HRLV36X4F	36 3/16"	18 3/16"	3 1/2"	1"

### Horizontal Louver

*Brick Mould Style*

Fabrication Code  
**LVRT**



Keystone  
Page 101

Decorative Part Number	Width	Height	Functional Part Number	Vent Area	Keystone
LV27X17	27"	17"	FLV27X17	23 Sq. In.	KWM180M
LV32X16	32"	16"	FLV32X16	28 Sq. In.	KWM180M

### Coped Keystone

*for Brick Mould Louvers*



Part Number	Top Width	Bottom Width	Height	Projection
KWM180M Recessed	2 3/4"	2"	3 1/8"	2 7/16"

## Brick Mould Louvers & Trim

Decorative & Functional



### Octagon Louver

*Brick Mould Style*

Decorative Part Number	Width	Height	Functional Part Number	Vent Area	Keystone Page 101
OLV18	18"	18"	FOLV18	14 Sq. In.	KWM180M
OLV22	22"	22"	FOLV22	23 Sq. In.	
OLV24	24"	24"	FOLV24	29 Sq. In.	
OLV28	28"	28"	FOLV28	41 Sq. In.	
OLV30	30"	30"	FOLV30	49 Sq. In.	



### Peaked Louver

*Brick Mould Style*

Decorative Part Number	Width	Height	Pitch	Functional Part Number	Vent Area
PLV18X24-8	18"	24"	8/12	FPLV18X24-8	20 Sq. In.
PLV18X30-9	18"	30"	9/12	FPLV18X30-9	28 Sq. In.
PLV18X36-10	18"	36"	10/12	FPLV18X36-10	35 Sq. In.
PLV18X48-9	18"	48"	9/12	FPLV18X48-9	50 Sq. In.
PLV24X30-10	24"	30"	10/12	FPLV24X30-10	37 Sq. In.
PLV24X36-8	24"	36"	8/12	FPLV24X36-8	50 Sq. In.
PLV24X36-10	24"	36"	10/12	FPLV24X36-10	48 Sq. In.
PLV24X36-12	24"	36"	12/12	FPLV24X36-12	47 Sq. In.
PLV24X48-12	24"	48"	12/12	FPLV24X48-12	68 Sq. In.



### Oval Louver - Horizontal

*Brick Mould Style*

Keystone  
Page 101

KWM180M

Decorative Part Number	Width	Height	Functional Part Number	Vent Area	Louver Trim This Page
OVLV30X24H	30"	24"	FOVLV30X24H	34 Sq. In.	—
OVLV37X25H	37"	24 1/2"	FOVLV37X25H	41 Sq. In.	OVLV37X25X4F



### Oval Louver - Vertical

*Brick Mould Style*

Keystone  
Page 101

KWM180M

Decorative Part Number	Width	Height	Functional Part Number	Vent Area	Louver Trim This Page
OVLV12X24V	12"	24"	FOVLV12X24V	16 Sq. In.	—
OVLV18X24V	18"	24"	FOVLV12X24V	18 Sq. In.	—
OVLV25X37V	24 1/2"	37"	FOVLV25X37V	24 Sq. In.	OVLV37X25X4F



### Oval Louver Trim


*4F Flat Trim*

Part Number	Inside Width	Inside Height	Trim Width	Projection
OVLV37X25X4F	24 11/16"	37 3/16"	3 1/2"	1"

# Brick Mould Louvers & Trim


Decorative & Functional

## Quarter Round Louver Left Section




Decorative Part Number	Width	Height	Functional Part Number	Vent Area
QLLV24	24"	24"	FQLLV24	26 Sq. In.

## Quarter Round Louver Right Section




Decorative Part Number	Width	Height	Functional Part Number	Vent Area
QRLV24	24"	24"	FQRLV24	26 Sq. In.

## Round Louver - Stainable Brick Mould Style




Decorative Part Number	Diameter	Functional Part Number	Vent Area
RLV18S	18"	FRLV18S	12 Sq. In.
RLV22S	22"	FRLV22S	22 Sq. In.

## Round Louver Brick Mould Style



Decorative Part Number	Diameter	Functional Part Number	Vent Area	Louver Trim This Page	Keystone Page 101
RLV12	12"	FRLV12	7 Sq. In.	—	KWM180M
RLV16	16"	FRLV16	9 Sq. In.	—	
RLV18	18"	FRLV18	12 Sq. In.	RLV18X4F	
RLV22	22"	FRLV22	22 Sq. In.	—	
RLV24	24"	FRLV24	27 Sq. In.	RLV24X4F RLV24X6F	
RLV28	28"	FRLV28	38 Sq. In.	RLV28X4F	
RLV30	30"	FRLV30	46 Sq. In.	—	
RLV36	36"	FRLV36	70 Sq. In.	CIR36X4F CIR36X6F Page 32	
RLV42	42"	FRLV42	99 Sq. In.	—	
RLV48	48"	FRLV48	107 Sq. In.	—	

## Round Louver Trim 4F & 6F Flat Trim



Part Number	Trim Width	Projection	Inside Diameter	Keystone Page 31
RLV18X4F	3 1/2"	1"	18 3/16"	K4TF KP4TF
RLV24X4F	3 1/2"	1"	24 3/16"	
RLV28X4F	3 1/2"	1"	28 3/16"	
RLV24X6F	5 1/2"	1"	24 3/16"	K6TF KP6TF

## Brick Mould Louvers & Trim

Decorative & Functional



**Triangle Louver**  
*Brick Mould Style*

Fabrication Code  
**TRLVM**

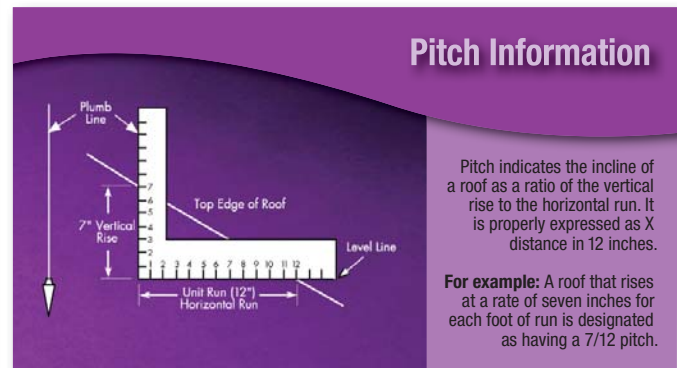
Decorative Part Number	Width	Height	Pitch	Functional Part Number	Vent Area
TRLV36X18	36"	18"	12/12	FTRLV36X18	10 Sq. In.
TRLV42X21	42"	21"	12/12	FTRLV42X21	18 Sq. In.
TRLV48X10	48"	10"	5/12	FTRLV48X10	8 Sq. In.
TRLV48X12	48"	12"	6/12	FTRLV48X12	12 Sq. In.
TRLV48X18	48"	18"	9/12	FTRLV48X18	19 Sq. In.
TRLV48X22	48"	22"	11/12	FTRLV48X22	27 Sq. In.
TRLV48X24	48"	24"	12/12	FTRLV48X24	31 Sq. In.
TRLV60X18	60"	17 1/2"	7/12	FTRLV60X18	27 Sq. In.
TRLV60X23	60"	22 1/2"	9/12	FTRLV60X23	30 Sq. In.
TRLV60X25	60"	25"	10/12	FTRLV60X25	33 Sq. In.
TRLV60X30	60"	30"	12/12	FTRLV60X30	51 Sq. In.
TRLV64X27	64"	26 1/2"	10/12	FTRLV64X27	34 Sq. In.
TRLV64X32	64"	32"	12/12	FTRLV64X32	60 Sq. In.
TRLV65X21	65"	21"	7 3/4/12	FTRLV65X21	35 Sq. In.
TRLV66X22	66"	22"	8/12	FTRLV66X22	35 Sq. In.
TRLV72X36	72"	36"	12/12	FTRLV72X36	79 Sq. In.
TRLV76X19	76"	19"	6/12	FTRLV76X19	30 Sq. In.
TRLV84X18	84"	17 1/2"	5/12	FTRLV84X18	34 Sq. In.
TRLV84X21	84"	21"	6/12	FTRLV84X21	44 Sq. In.
TRLV88X22	88"	22"	6/12	FTRLV88X22	38 Sq. In.



**Triangle Louver - 2 Pc.**  
*Brick Mould Style*

Fabrication Code  
**TRLVM**

Decorative Part Number	Width	Height	Pitch	Functional Part Number	Vent Area
TRLVLR60X25	60"	25"	10/12	FTRLVLR60X25	35 Sq. In.
TRLVLR60X30	60"	30"	12/12	FTRLVLR60X30	46 Sq. In.
TRLVLR108X27	108"	27"	6/12	FTRLVLR108X27	78 Sq. In.
TRLVLR115X35	115"	34 1/2"	7 3/16/12	FTRLVLR115X35	133 Sq. In.
TRLVLR120X30	120"	30"	6/12	FTRLVLR120X30	104 Sq. In.



**Vertical Louver** *Stainable*  
*Brick Mould Style*



Decorative Part Number	Width	Height	Functional Part Number	Vent Area
LV12X24S	12"	24"	FLV12X24S	13 Sq. In.
LV20X30S	20"	30"	FLV20X30S	35 Sq. In.




## Brick Mould Louvers & Trim

Decorative & Functional

<div>  <div> <b>Vertical Louver</b>  <i>Brick Mould Style</i> </div> <div> <b>Fabrication Code</b>  <b>LVRT</b> </div> </div>					 Keystone Page 101
Decorative Part Number	Width	Height	Functional Part Number	Vent Area	
LV8X15	8"	15"	FLV8X15	3 Sq. In.	KWM180M
LV8X24	8"	24"	FLV8X24	7 Sq. In.	
LV8X30	8"	30"	FLV8X30	9 Sq. In.	
LV12X18	12"	18"	FLV12X18	10 Sq. In.	
LV12X24	12"	24"	FLV12X24	16 Sq. In.	
LV12X30	12"	30"	FLV12X30	12 Sq. In.	
LV12X36	12"	36"	FLV12X36	22 Sq. In.	
LV12X40	12"	40"	FLV12X40	24 Sq. In.	
LV14X27	14"	27"	FLV14X27	20 Sq. In.	
LV14X30	14"	30"	FLV14X30	22 Sq. In.	
LV14X32	14"	32"	FLV14X32	27 Sq. In.	
LV16X24	16"	24"	FLV16X24	21 Sq. In.	
LV16X36	16"	36"	FLV16X36	32 Sq. In.	
LV18X24	18"	24"	FLV18X24	24 Sq. In.	
LV18X30	18"	30"	FLV18X30	31 Sq. In.	
LV18X36	18"	36"	FLV18X36	38 Sq. In.	
LV18X42	18"	42"	FLV18X42	45 Sq. In.	
LV20X28	20"	28"	FLV20X28	31 Sq. In.	
LV20X39	20"	39"	FLV20X39	46 Sq. In.	
LV24X24	24"	24"	FLV24X24	35 Sq. In.	
LV24X30	24"	30"	FLV24X30	45 Sq. In.	
LV24X36	24"	36"	FLV24X36	54 Sq. In.	
LV24X48	24"	48"	FLV24X48	74 Sq. In.	
LV30X42	30"	42"	FLV30X42	84 Sq. In.	

<div>  <div> <b>Vertical Louver</b>  <i>Brick Mould Style with No Sill</i> </div> <div> <b>Fabrication Code</b>  <b>LVRT</b> </div> </div>					 Keystone Page 101
Decorative Part Number	Width	Height	Functional Part Number	Vent Area	
LVNS18X24	18"	24"	FLVNS18X24	21 Sq. In.	KWM180M

<div>  <div> <b>Vertical Louver</b>  <i>with Flat Trim Attached</i> </div> <div> <b>Fabrication Code</b>  <b>LVRT</b> </div> </div>				
Decorative Part Number	Overall Width	Overall Height	Trim Width	Trim Projection
LV12X18-4F	19"	25"	3 1/2"	1"
LV18X30-4F	43"	25"	3 1/2"	1"

# Vertical Louver

with 4F Flat Trim &  
6" Crosshead

A white vertical louver vent is shown against a purple background. The vent features a decorative crosshead at the top and a flat trim around the perimeter. The louver blades are white and have a slightly curved shape.

Decorative Part Number	Width	Overall Width	Height	Functional Part Number	Vent Area
LV18X24-4F6WCH	26 1/2"	31"	33 1/2"	FLV18X24-4F6WCH	24 Sq. In.

## Designer Louvers

### Decorative & Functional


**Half Round Louver**  
with Decorative Trim  
& Keystones



Fabrication Code  
**LVRD**

Decorative Part Number	Overall Width	Overall Height	Overall Projection	Trim Projection	Functional Part Number	Vent Area
<b>HRLV29-6FKWD</b>	41 <sup>5</sup> / <sub>8</sub> "	29"	3 <sup>15</sup> / <sub>16</sub> "	1 <sup>1</sup> / <sub>2</sub> "	<b>FHRLV29-6FKWD</b>	29 Sq. In.

**Half Round Louver**  
with Decorative Trim  
& Keystones



Fabrication Code  
**LVRD**

Decorative Part Number	Overall Width	Overall Height	Projection	Functional Part Number	Vent Area
<b>HRLV36X18MTK</b>	36"	18 <sup>9</sup> / <sub>16</sub> "	3"	<b>FHRLV36X18MTK</b>	24 Sq. In.

**Oval Louver - Horizontal**  
with Decorative Trim  
& Keystones



Decorative Part Number	Overall Width	Overall Height	Projection	Functional Part Number	Vent Area
<b>OVL35X28K215</b>	37 <sup>1</sup> / <sub>2</sub> "	30"	3"	<b>FOVL35X28K215</b>	41 Sq. In.

**Oval Louver - Vertical**  
with Decorative Trim  
& Keystones



Decorative Part Number	Overall Width	Overall Height	Projection	Functional Part Number	Vent Area
<b>OVL28X35K215V</b>	30"	37 <sup>1</sup> / <sub>2</sub> "	3"	<b>FOVL28X35K215V</b>	29 Sq. In.

**Oval Louver - Horizontal**  
with Flat Trim & Keystones



Decorative Part Number	Overall Width	Overall Height	Projection	Functional Part Number	Vent Area
<b>OVLV29X20TK</b>	29"	20 <sup>19</sup> / <sub>32</sub> "	2 <sup>5</sup> / <sub>32</sub> "	<b>FOVLV29X20TK</b>	7 Sq. In.

**Oval Louver - Vertical**  
with Flat Trim & Keystones



Decorative Part Number	Overall Width	Overall Height	Projection	Functional Part Number	Vent Area
<b>OVLV20X29VTK</b>	20"	29"	2 <sup>5</sup> / <sub>32</sub> "	<b>FOVLV20X29VTK</b>	7 Sq. In.

## Designer Louvers

### Decorative & Functional

#### Plain Round Louver



Decorative Part Number	Diameter	Trim Width	Projection	Functional Part Number	Vent Area
PRLV27	27"	4"	2 1/2"	FPRLV27	23 Sq. In.

#### Round Louver with Flat Trim & Flat Keystone



Decorative Part Number	Diameter	Width / Height	Trim Width	Trim Thickness	Functional Part Number	Vent Area
RLV24-4FTK	31"	32 27/32"	3 1/2"	1"	FRLV24-4FTK	26 Sq. In.
RLV24-6TK	35"	38"	5 1/2"	1"	FRLV24-6TK	26 Sq. In.
RLV30-6TK	41"	44"	5 1/2"	1"	FRLV30-6TK	47 Sq. In.

#### Round Louver with Cross



Decorative Part Number	Diameter	Trim Width	Trim Thickness	Functional Part Number	Vent Area
RLVC30	29 7/8"	3 1/2"	2 1/4"	FRLVC30	23 Sq. In.

#### Round Louver with Flat Trim & Keystone



Decorative Part Number	Diameter	Width	Trim Width	Trim Thickness	Functional Part Number	Vent Area
RLV24TK	22 7/8"	24"	3 1/2"	1"	FRLV24TK	10 Sq. In.
RLV30TK	28 7/8"	30"	3 1/2"	1"	FRLV30TK	22 Sq. In.
RLV32TK	30 5/16"	31 9/16"	3 1/2"	1"	FRLV32TK	25 Sq. In.
RLV36TK	35"	36"	3 1/2"	1"	FRLV36TK	38 Sq. In.

#### Round Louver with Decorative Trim & Keystone



Decorative Part Number	Diameter	Overall Width / Height	Keystone Projection	Functional Part Number	Vent Area
RLV16MTK	16"	17 1/8"	3 21/32"	FRLV16MTK	4 Sq. In.
RLV18MTK	18"	19 1/8"	3 21/32"	FRLV18MTK	4 Sq. In.
RLV24MTK	23 7/8"	25"	3 5/8"	FRLV24MTK	19 Sq. In.
RLV30MTK	30"	31 1/8"	3 21/32"	FRLV30MTK	35 Sq. In.
RLV32MTK	31 5/8"	33 1/4"	4 3/32"	FRLV32MTK	26 Sq. In.
RLV40MTK	40"	41 1/4"	3 21/32"	FRLV40MTK	76 Sq. In.

#### Round Louver with Flat Trim



Decorative Part Number	Diameter	Trim Width	Trim Thickness	Functional Part Number	Vent Area
RLV32-2F	32"	2"	1"	FRLV32-2F	38 Sq. In.